

The following new functions were added to the SD1 Merrill camera with the new Firmware update (Firmware version 1.05).

1. ISO SENSITIVITY STEP

By default, the ISO sensitivity step setting is 1 EV. However, it is possible to select 1/3 EV.

It is possible to set the ISO sensitivity from  **Capture Settings** → **[ISO Sensitivity Step]**.

1 EV (Default)	It is possible to set the ISO sensitivity step 1EV.
1/3 EV	It is possible to set the ISO sensitivity step 1/3EV.

When the 1/3 EV is selected, the following ISO sensitivity can be set.

ISO AUTO	ISO 100	ISO 125	ISO 160	ISO 200
ISO 250	ISO 320	ISO 400	ISO 500	ISO 640
ISO 800	ISO 1000	ISO 1250	ISO 1600	ISO 2000
ISO 2500	ISO 3200	ISO 4000	ISO 5000	ISO 6400

2. ISO AUTO RANGE

It is possible to set the Lower limit and Upper limit of the ISO Sensitivity in ISO Auto mode.

1. It is possible to set the ISO Auto Range from  **Capture Settings** → **[ISO Auto Range]**.

2. Set **[Lower limit]** and **[Upper limit]**.

Lower limit

ISO 100 (Default)	ISO 200	ISO 400	ISO 800	ISO 1600	ISO 3200
--------------------------	----------------	----------------	----------------	-----------------	-----------------

Upper limit

ISO 200	ISO 400	ISO 800 (Default)	ISO 1600	ISO 3200	ISO 6400
----------------	----------------	--------------------------	-----------------	-----------------	-----------------

Caution !!

It is not possible to set the same value to the Lower limit and Upper limit and reversed value.



3. IT IS POSSIBLE TO CREATE B/W IMAGES IN RAW OR RAW+JPEG MODE.




In **Sigma Photo Pro** (5.5 or later), Monochrome mode is designed for RAW data capture using **B/W**(B&W) mode. **Sigma Photo Pro** can convert B&W RAW images into color however it is not possible to convert B&W JPEG images into color.

4. ADDS “FOV CLASSIC BLUE” TO COLOR MODE.

“FOV Classic Blue” mode **[Fov B.]** which renders impressive blue sky, with the expression of rich blue tone is added to the Color Mode **(P.69)**.

5. ADDITION TO THE QUICK SET MENU

Enables the Quick Set menu items **(P.37)** to be changed using **A-dial** () or **S-dial** (.

After pressing () button of the item you wish to change, please rotate **A-dial** () or **S-dial** () to change the setting.